

Initial Report

Student Opinion Survey- Alcohol & Marijuana Use - Fall 2018

January 15, 2019 10:09 AM CST

Q1 - How much do you agree or disagree with the following statements?

Field	Strongly agree	Agree	Disagree	Strongly Disagree	Total
1. There are enough alcohol-free or drug-free activities for students on our campus.	40.66% 135	48.80% 162	8.43% 28	2.11% 7	332
2. There are enough alcohol-free or drug-free activities for students in the community around my school.	30.42% 101	46.08% 153	20.18% 67	3.31% 11	332
3. Marijuana use is a central part of the social life of students on this campus.	4.82% 16	24.70% 82	59.34% 197	11.14% 37	332
4. Alcohol use is central part of the social life of students on this campus.	23.19% 77	50.60% 168	23.49% 78	2.71% 9	332

Showing rows 1 - 4 of 4

#	Field	Minimum	Maximum	Mean	Std Deviation	Variance	Count	Bottom 3 Box	Top 3 Box
1	1. There are enough alcohol-free or drug-free activities for students on our campus.	1.00	4.00	1.72	0.70	0.50	332	97.89%	59.34%
2	2. There are enough alcohol-free or drug-free activities for students in the community around my school.	1.00	4.00	1.96	0.80	0.64	332	96.69%	69.58%
3	3. Marijuana use is a central part of the social life of students on this campus.	1.00	4.00	2.77	0.71	0.50	332	88.86%	95.18%
4	4. Alcohol use is central part of the social life of students on this campus.	1.00	4.00	2.06	0.76	0.57	332	97.29%	76.81%

Q2 - Please select on the continuum how likely the following statements are.

#	Field	Very likely		Somewhat Likely		Not very likely		Not at all likely		Don't know or can't say		Total
1	5. On your campus, how likely is it that students would be disciplined for breaking campus alcohol policies?	35.54%	118	46.69%	155	10.54%	35	2.41%	8	4.82%	16	332
2	6. On your campus, how likely is it that students would be disciplined for breaking campus marijuana policies?	49.40%	164	30.72%	102	11.45%	38	3.61%	12	4.82%	16	332
3	7. In your campus community, how likely is it that students would get evicted for breaking rental/housing alcohol policies?	28.31%	94	41.87%	139	18.37%	61	4.52%	15	6.93%	23	332

Showing rows 1 - 3 of 3

#	Field	Minimum	Maximum	Mean	Std Deviation	Variance	Count	Bottom 3 Box	Top 3 Box
1	5. On your campus, how likely is it that students would be disciplined for breaking campus alcohol policies?	1.00	5.00	1.94	0.99	0.99	332	92.77%	17.77%
2	6. On your campus, how likely is it that students would be disciplined for breaking campus marijuana policies?	1.00	5.00	1.84	1.08	1.16	332	91.57%	19.88%
3	7. In your campus community, how likely is it that students would get evicted for breaking rental/housing alcohol policies?	1.00	5.00	2.20	1.11	1.23	332	88.55%	29.82%

Q3 - How do you believe the consequences for alcohol policy violations and marijuana policy violations should compare on your campus?

#	Field	Choice Count
1	Consequences for alcohol policy violations should be greater.	9.49% 30
2	Consequences for marijuana policy violations should be greater.	24.37% 77
3	The consequences should be the same.	66.14% 209
		316

Showing rows 1 - 4 of 4

#	Field	Minimum	Maximum	Mean	Std Deviation	Variance	Count	Bottom 3 Box	Top 3 Box
1	How do you believe the consequences for alcohol policy violations and marijuana policy violations should compare on your campus?	1.00	3.00	2.57	0.66	0.44	316	100.00%	100.00%

Q4 - How much do you agree that policies about alcohol are enforced consistently on your campus?

#	Field	Choice Count
1	Strongly agree	18.04% 57
2	Agree	62.66% 198
3	Disagree	16.14% 51
4	Strongly Disagree	3.16% 10
		316

Showing rows 1 - 5 of 5

#	Field	Minimum	Maximum	Mean	Std Deviation	Variance	Count	Bottom 3 Box	Top 3 Box
1	How much do you agree that policies about alcohol are enforced consistently on your campus?	1.00	4.00	2.04	0.68	0.47	316	96.84%	81.96%

Q5 - How much do you agree that policies about drugs are enforced consistently on your campus?

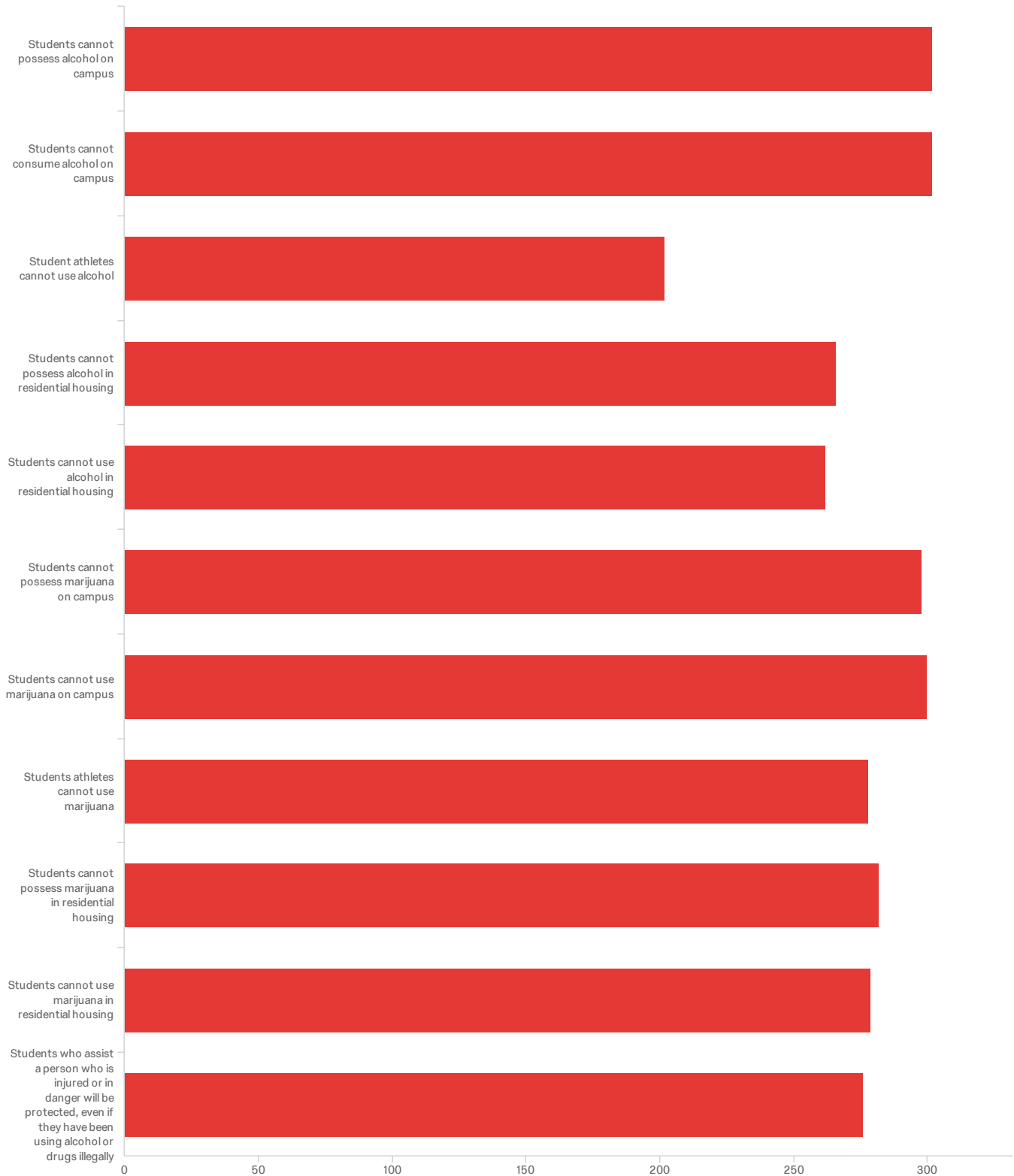
#	Field	Choice Count
1	Strongly agree	25.00% 79
2	Agree	60.13% 190
3	Disagree	13.29% 42
4	Strongly Disagree	1.58% 5
		316

Showing rows 1 - 5 of 5

#	Field	Minimum	Maximum	Mean	Std Deviation	Variance	Count	Bottom 3 Box	Top 3 Box
1	How much do you agree that policies about drugs are enforced consistently on your campus?	1.00	4.00	1.91	0.66	0.44	316	98.42%	75.00%

Q16 - Which of the following written policies are currently in place at Winona State

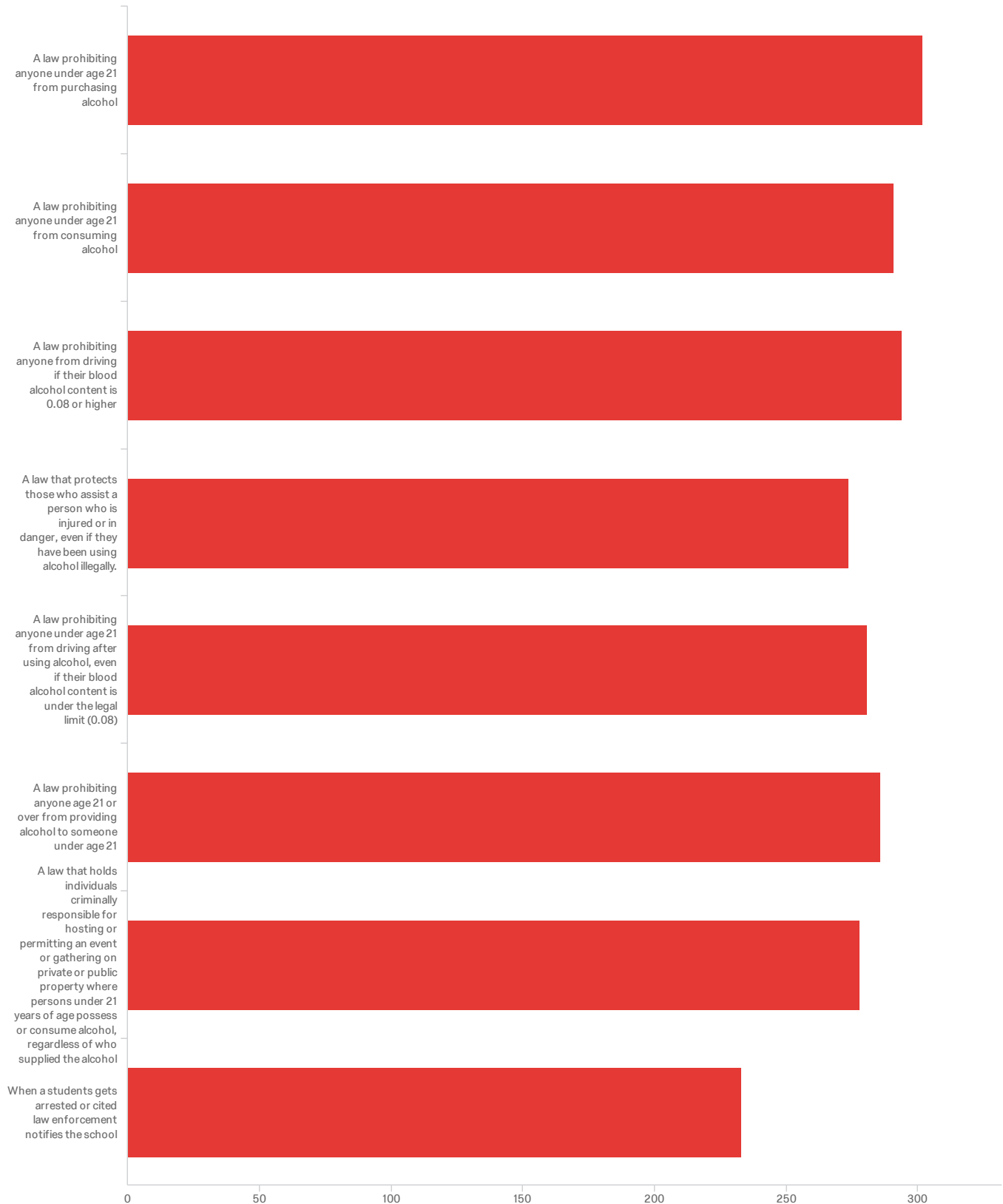
University? (Check all the apply)



#	Field	Choice Count
1	Students cannot possess alcohol on campus	9.91% 302
2	Students cannot consume alcohol on campus	9.91% 302
3	Student athletes cannot use alcohol	6.63% 202
4	Students cannot possess alcohol in residential housing	8.73% 266
5	Students cannot use alcohol in residential housing	8.60% 262
6	Students cannot possess marijuana on campus	9.78% 298
7	Students cannot use marijuana on campus	9.85% 300
8	Students athletes cannot use marijuana	9.12% 278
9	Students cannot possess marijuana in residential housing	9.26% 282
10	Students cannot use marijuana in residential housing	9.16% 279
11	Students who assist a person who is injured or in danger will be protected, even if they have been using alcohol or drugs illegally	9.06% 276
		3047

Showing rows 1 - 12 of 12

Q17 - Which of the following policies are currently in place in the city of Winona? (Check all that apply)

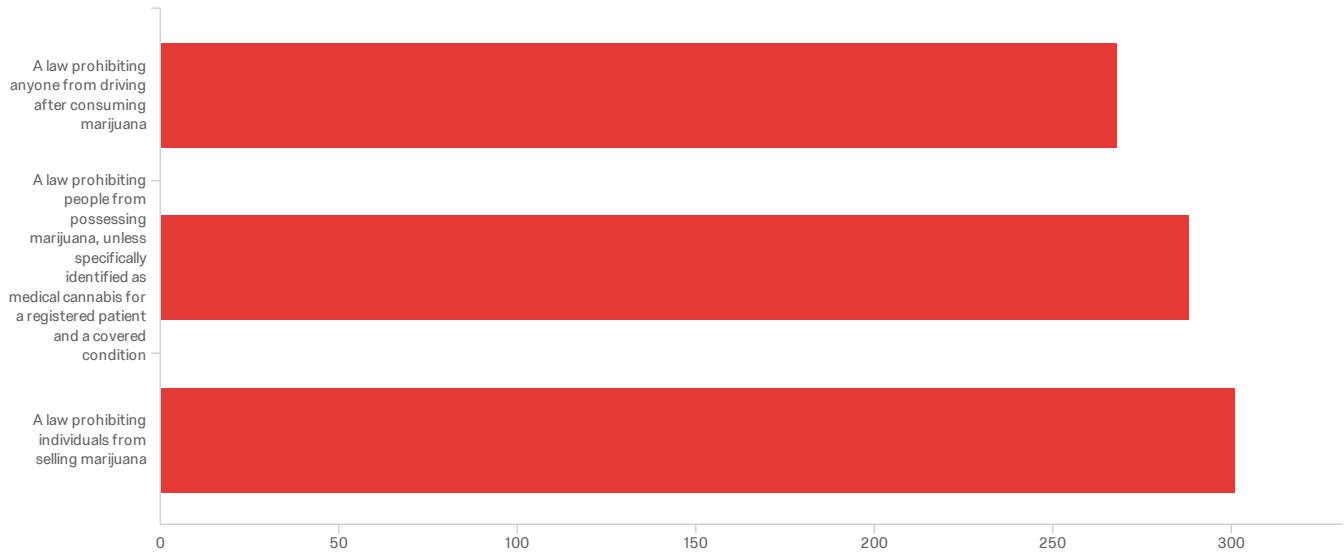


#	Field	Choice Count
1	A law prohibiting anyone under age 21 from purchasing alcohol	13.49% 302
2	A law prohibiting anyone under age 21 from consuming alcohol	13.00% 291
3	A law prohibiting anyone from driving if their blood alcohol content is 0.08 or higher	13.13% 294
4	A law that protects those who assist a person who is injured or in danger, even if they have been using alcohol illegally.	12.24% 274
5	A law prohibiting anyone under age 21 from driving after using alcohol, even if their blood alcohol content is under the legal limit (0.08)	12.55% 281
6	A law prohibiting anyone age 21 or over from providing alcohol to someone under age 21	12.77% 286
7	A law that holds individuals criminally responsible for hosting or permitting an event or gathering on private or public property where persons under 21 years of age possess or consume alcohol, regardless of who supplied the alcohol	12.42% 278
8	When a students gets arrested or cited law enforcement notifies the school	10.41% 233

2239

Showing rows 1 - 9 of 9

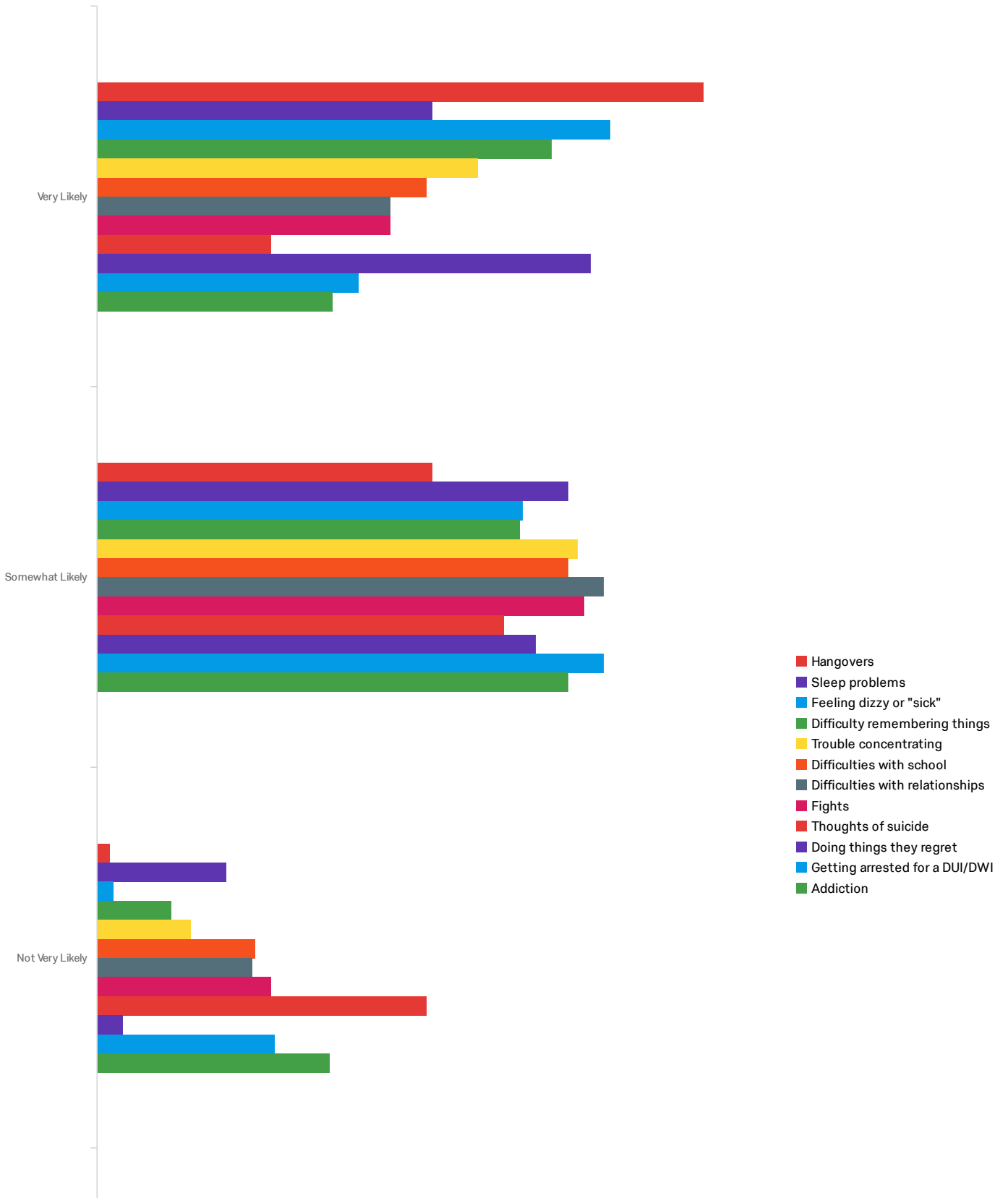
Q18 - Which of the following marijuana policies are in place in the city of Winona? (Check all that apply)

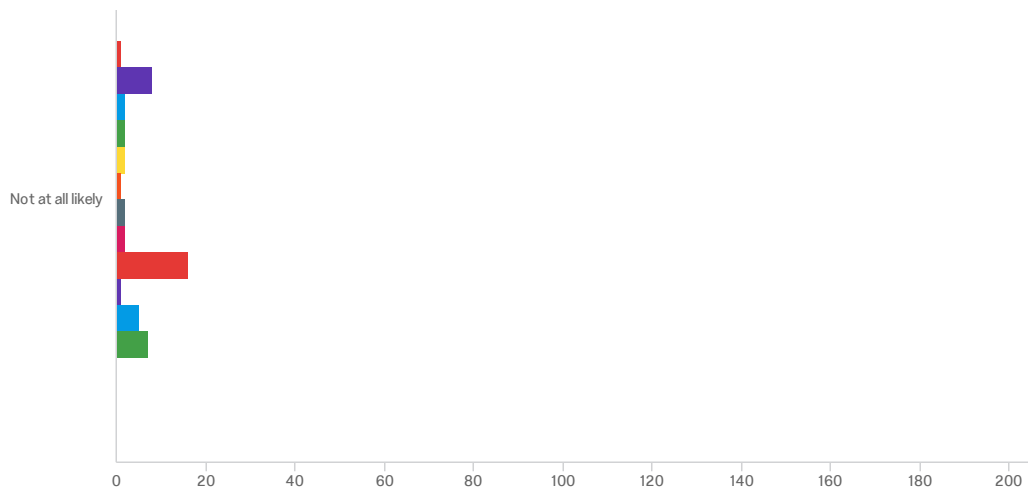


#	Field	Choice Count
1	A law prohibiting anyone from driving after consuming marijuana	31.27% 268
2	A law prohibiting people from possessing marijuana, unless specifically identified as medical cannabis for a registered patient and a covered condition	33.61% 288
3	A law prohibiting individuals from selling marijuana	35.12% 301
		857

Showing rows 1 - 4 of 4

Q20 - How likely is it that students will experience the following consequences from using alcohol?

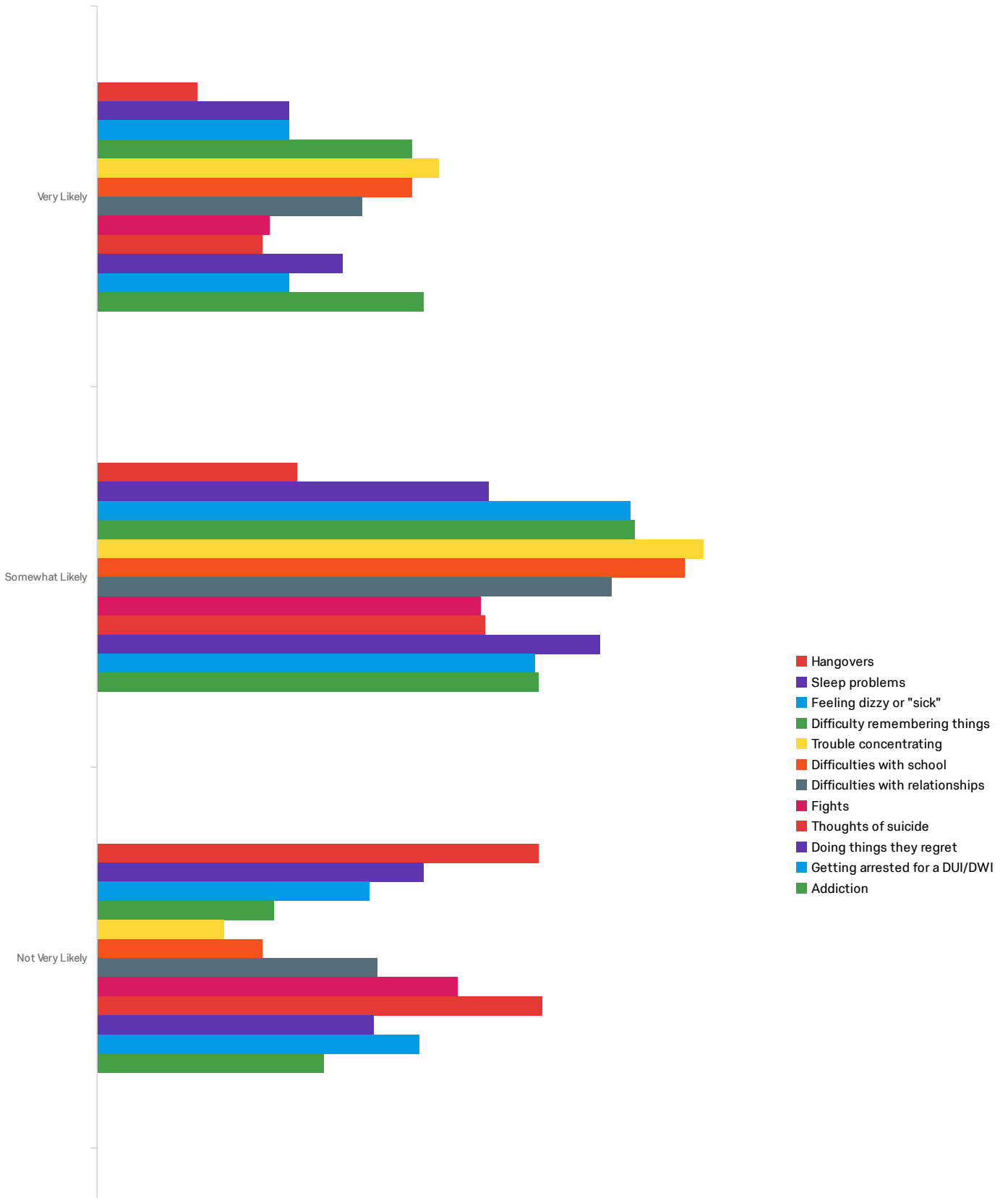


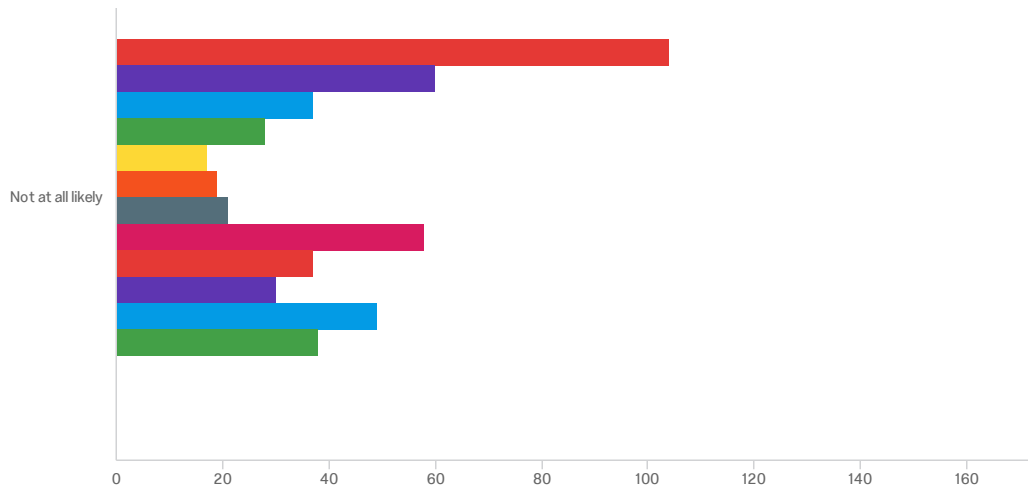


#	Field	Very Likely	Somewhat Likely	Not Very Likely	Not at all likely	Total
1	Hangovers	63.30% 188	35.02% 104	1.35% 4	0.34% 1	297
2	Sleep problems	34.90% 104	48.99% 146	13.42% 40	2.68% 8	298
3	Feeling dizzy or "sick"	53.36% 159	44.30% 132	1.68% 5	0.67% 2	298
4	Difficulty remembering things	47.47% 141	44.11% 131	7.74% 23	0.67% 2	297
5	Trouble concentrating	39.60% 118	50.00% 149	9.73% 29	0.67% 2	298
6	Difficulties with school	34.23% 102	48.99% 146	16.44% 49	0.34% 1	298
7	Difficulties with relationships	30.54% 91	52.68% 157	16.11% 48	0.67% 2	298
8	Fights	30.54% 91	50.67% 151	18.12% 54	0.67% 2	298
9	Thoughts of suicide	18.12% 54	42.28% 126	34.23% 102	5.37% 16	298
10	Doing things they regret	51.34% 153	45.64% 136	2.68% 8	0.34% 1	298
11	Getting arrested for a DUI/DWI	27.18% 81	52.68% 157	18.46% 55	1.68% 5	298
12	Addiction	24.50% 73	48.99% 146	24.16% 72	2.35% 7	298

Showing rows 1 - 12 of 12

Q21 - How likely is it that students will experience the following consequences from using marijuana?

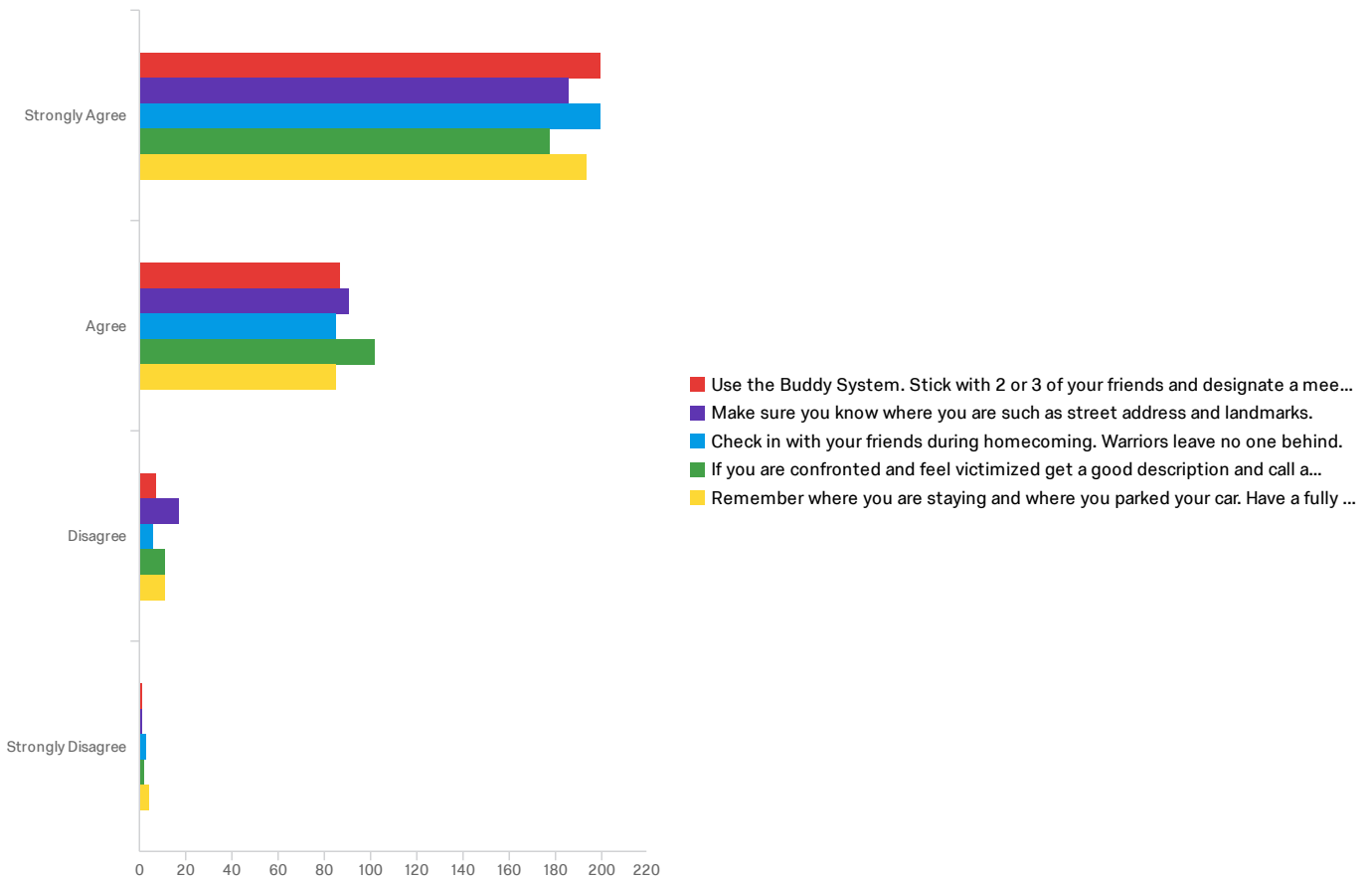




#	Field	Very Likely	Somewhat Likely	Not Very Likely	Not at all likely	Total
1	Hangovers	8.75% 26	17.51% 52	38.72% 115	35.02% 104	297
2	Sleep problems	16.84% 50	34.34% 102	28.62% 85	20.20% 60	297
3	Feeling dizzy or "sick"	16.84% 50	46.80% 139	23.91% 71	12.46% 37	297
4	Difficulty remembering things	27.70% 82	47.30% 140	15.54% 46	9.46% 28	296
5	Trouble concentrating	29.97% 89	53.20% 158	11.11% 33	5.72% 17	297
6	Difficulties with school	27.61% 82	51.52% 153	14.48% 43	6.40% 19	297
7	Difficulties with relationships	23.23% 69	45.12% 134	24.58% 73	7.07% 21	297
8	Fights	15.15% 45	33.67% 100	31.65% 94	19.53% 58	297
9	Thoughts of suicide	14.48% 43	34.01% 101	39.06% 116	12.46% 37	297
10	Doing things they regret	21.55% 64	44.11% 131	24.24% 72	10.10% 30	297
11	Getting arrested for a DUI/DWI	16.84% 50	38.38% 114	28.28% 84	16.50% 49	297
12	Addiction	28.62% 85	38.72% 115	19.87% 59	12.79% 38	297

Showing rows 1 - 12 of 12

Q22 - We would like student opinions about different kinds of messages they may see on campus. Please let us know how much you agree the following statements catch your attention.

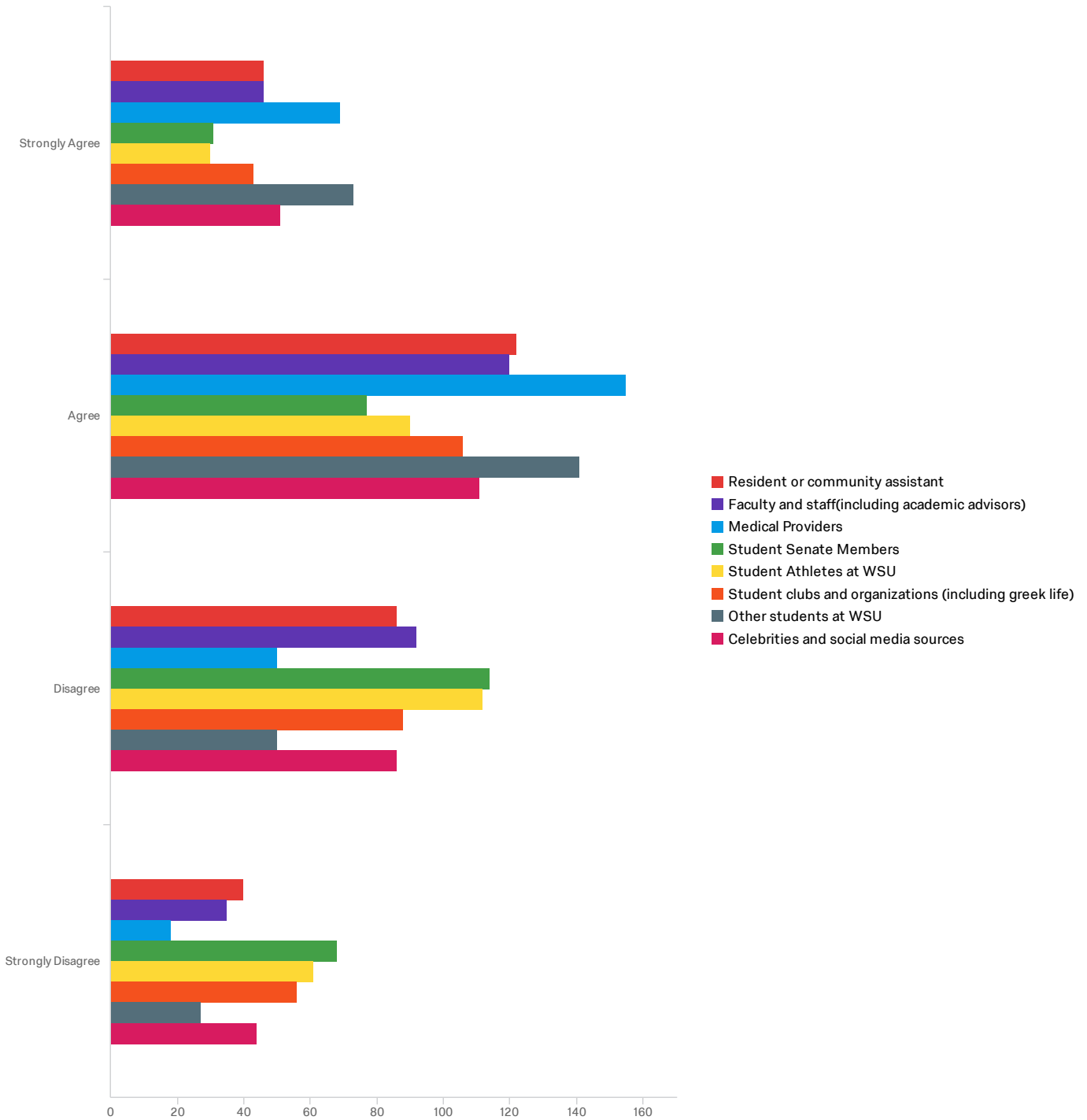


#	Field	Strongly Agree	Agree	Disagree	Strongly Disagree	Total
1	Use the Buddy System. Stick with 2 or 3 of your friends and designate a meeting place.	67.80% 200	29.49% 87	2.37% 7	0.34% 1	295
2	Make sure you know where you are such as street address and landmarks.	63.05% 186	30.85% 91	5.76% 17	0.34% 1	295
3	Check in with your friends during homecoming. Warriors leave no one behind.	68.03% 200	28.91% 85	2.04% 6	1.02% 3	294
4	If you are confronted and feel victimized get a good description and call authorities.	60.75% 178	34.81% 102	3.75% 11	0.68% 2	293
5	Remember where you are staying and where you parked your car. Have a fully charged phone in case of an emergency.	65.99% 194	28.91% 85	3.74% 11	1.36% 4	294

Showing rows 1 - 5 of 5

Q23 - Please let us know how much the following people help you formulate your opinions

about substance (alcohol, marijuana and other drugs) use.



#	Field	Strongly Agree	Agree	Disagree	Strongly Disagree	Total
1	Resident or community assistant	15.65% 46	41.50% 122	29.25% 86	13.61% 40	294
2	Faculty and staff(including academic advisors)	15.70% 46	40.96% 120	31.40% 92	11.95% 35	293

#	Field	Strongly Agree		Agree		Disagree		Strongly Disagree		Total
3	Medical Providers	23.63%	69	53.08%	155	17.12%	50	6.16%	18	292
4	Student Senate Members	10.69%	31	26.55%	77	39.31%	114	23.45%	68	290
5	Student Athletes at WSU	10.24%	30	30.72%	90	38.23%	112	20.82%	61	293
6	Student clubs and organizations (including greek life)	14.68%	43	36.18%	106	30.03%	88	19.11%	56	293
7	Other students at WSU	25.09%	73	48.45%	141	17.18%	50	9.28%	27	291
8	Celebrities and social media sources	17.47%	51	38.01%	111	29.45%	86	15.07%	44	292

Showing rows 1 - 8 of 8

Q7 - In the past 12 months, have you participated in any organized college athletics at any of the following levels?

#	Field	Choice Count
1	Varsity	6.48% 19
2	Club sports	7.51% 22
3	Intramurals	15.36% 45
4	I have not participated in any organized college athletics	70.65% 207
		293

Showing rows 1 - 5 of 5

#	Field	Minimum	Maximum	Mean	Std Deviation	Variance	Count	Bottom 3 Box	Top 3 Box
1	In the past 12 months, have you participated in any organized college athletics at any of the following levels?	1.00	4.00	3.50	0.89	0.79	293	29.35%	93.52%

Q8 - Are you an international student?

#	Field	Choice Count
1	Yes	2.73% 8
2	No	97.27% 285
		293

Showing rows 1 - 3 of 3

#	Field	Minimum	Maximum	Mean	Std Deviation	Variance	Count	Bottom 3 Box	Top 3 Box
1	Are you an international student?	1.00	2.00	1.97	0.16	0.03	293	100.00%	100.00%

Q9 - What year in school are you?

#	Field	Choice Count
1	First-year undergraduate	34.81% 102
2	Second-year undergraduate	23.89% 70
3	Third-year undergraduate	17.06% 50
4	Fourth-year undergraduate	18.77% 55
5	Fifth-year or more undergraduate	5.12% 15
6	Master's degree	0.00% 0
7	Doctoral or professional degree	0.00% 0
8	Non-degree seeking	0.34% 1
		293

Showing rows 1 - 9 of 9

#	Field	Minimum	Maximum	Mean	Std Deviation	Variance	Count	Bottom 3 Box	Top 3 Box
1	What year in school are you?	1.00	8.00	2.37	1.31	1.71	293	75.77%	0.34%

Q10 - What is your gender?

#	Field	Choice Count
1	Female	88.40% 259
2	Male	10.24% 30
3	Transgender	0.00% 0
4	Genderqueer	1.02% 3
5	Other	0.34% 1
		293

Showing rows 1 - 6 of 6

#	Field	Minimum	Maximum	Mean	Std Deviation	Variance	Count	Bottom 3 Box	Top 3 Box
1	What is your gender?	1.00	5.00	1.15	0.48	0.23	293	98.63%	1.37%

Q11 - Please indicate which of the following sexual orientations you identify with:

#	Field	Choice Count
1	Heterosexual/Straight	88.74% 260
2	Bi-sexual	6.14% 18
3	Lesbian	0.34% 1
4	Gay	0.34% 1
5	Other	4.44% 13
		293

Showing rows 1 - 6 of 6

#	Field	Minimum	Maximum	Mean	Std Deviation	Variance	Count	Bottom 3 Box	Top 3 Box
1	Please indicate which of the following sexual orientations you identify with:	1.00	5.00	1.26	0.87	0.75	293	95.22%	5.12%

Q12 - What is your current age?

What is your current age?

18

23

22

22

22

20

21

18

20

18

19

18

20

25

23

22

18

23

52

18

21

20

What is your current age?

18

18

19

18

18

22

18

22

21

20

20

20

19

21

18

19

19

20

22

21

18

22

18

21

What is your current age?

19

22

21

19

19

18

20

21

20

22

20

21

21

19

21

19

19

21

19

22

22

22

22

21

What is your current age?

18

18

18

21

19

19

19

21

20

20

19

18

18

24

18

20

18

21

21

19

19

20

20

19

What is your current age?

22

18

20

19

20

18

18

25

21

22

18

22

19

18

22

18

25

19

18

18

19

18

19

18

What is your current age?

21

19

19

21

21

19

19

21

19

20

21

19

18

19

19

22

18

19

21

20

18

18

22

20

What is your current age?

18

21

20

20

19

19

22

20

19

20

19

20

20

22

19

19

18

20

18

19

21

21

19

18

What is your current age?

18

20

21

19

19

18

18

18

19

19

28

18

20

18

21

28

20

21

18

19

18

21

20

20

What is your current age?

19

18

18

20

18

21

19

26

19

19

19

19

20

18

22

18

27

20

20

20

21

20

19

21

What is your current age?

18

21

19

21

19

18

18

19

20

18

18

20

20

20

21

18

19

21

20

18

24

18

18

21

What is your current age?

20

19

19

18

22

22

20

19

20

21

18

21

19

19

21

22

18

20

22

18

18

18

21

19

What is your current age?

22

21

19

20

22

21

18

19

20

19

19

19

18

21

18

19

21

19

18

20

19

21

18

19

What is your current age?

18

18

18

19

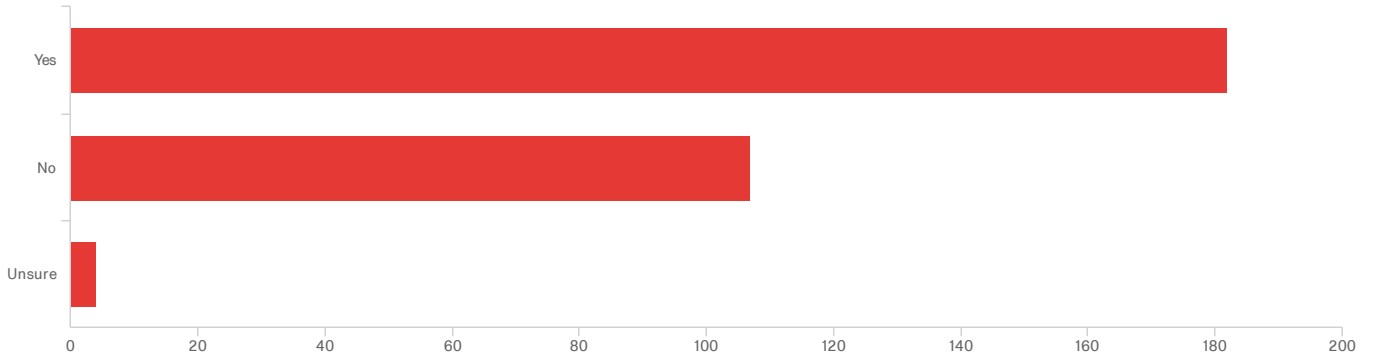
21

20

19

Showing records 1 - 293 of 293

Q19 - Did one or more of your parent(s) or guardian(s) attend a 4-year college or university?



#	Field	Choice Count
1	Yes	62.12% 182
2	No	36.52% 107
3	Unsure	1.37% 4
		293

Showing rows 1 - 4 of 4

End of Report