

# College of Business

Summer Session Interest Survey - 2019 - Enriched

November 5th 2019, 8:28 am CST

**Q1 - What types of course would you prefer to take during the summer? You can also include course types that you have preferred to take during past summer terms. Choose all that apply.**

#	Answer	%	Count
1	Face-to-face course(s)	5.90%	17
13	Hybrid or blended course(s) (i.e., courses taught in both face-to-face and online methods)	4.51%	13
14	Predominantly online course(s) (i.e., courses that are predominantly taught online but require up to two face-to-face meetings)	5.56%	16
15	Completely online course(s)	23.96%	69
16	General elective courses	10.07%	29
17	Practicum and/or Internship	8.68%	25
18	Independent study	2.43%	7
19	Travel study	7.99%	23
20	Course(s) for my major	19.10%	55
21	Course(s) for my minor	6.94%	20
22	I prefer to not take courses during the summer	4.86%	14
2	Other (please specify)	0.00%	0
	Total	100%	288

Q1\_2\_TEXT - Other (please specify)

Other (please specify) - Text

**Q2 - What motivates you now or has previously motivated you to take courses during the summer? Choose all that apply.**

#	Answer	%	Count
14	To catch up	11.33%	29
15	To keep up	11.72%	30
7	To get ahead	19.92%	51
13	To graduate when I plan	19.53%	50
16	To improve my grade in a course I've already taken	5.47%	14
17	To improve my overall or major GPA	8.98%	23
18	To earn general elective credits	6.64%	17
21	To save money	7.81%	20
19	To participate in a Travel Study opportunity	3.91%	10
24	I am not interested in taking summer courses	3.91%	10
8	Other - Please specify:	0.78%	2
	Total	100%	256

**Q2\_8\_TEXT - Other - Please specify:**

Other - Please specify: - Text

---

Speed up graduation!

---

Hit 150 credit hours for CPA exam

**Q4 - During which time frame(s) would you prefer summer courses meet? Choose all that apply.**

#	Answer	%	Count
1	Early-mid Morning (7:30 a.m. to 11 a.m.)	19.40%	26
2	Mid-day (11 a.m. to 2 p.m.)	18.66%	25
3	Mid-late Afternoon (2 p.m. to 4:30 p.m.)	5.22%	7
4	Evenings (after 4:30 p.m.)	5.22%	7
5	Weekends (Friday evening through Sunday afternoon)	3.73%	5
6	I prefer courses that are completely online	47.01%	63
7	Other- Please specify:	0.75%	1
	Total	100%	134

Q4\_7\_TEXT - Other- Please specify:

Other- Please specify: - Text

---

I do not take summer section class.

**Q6 - What are your reasons for not taking summer courses? Choose all that apply.**

#	Answer	%	Count
1	I can't afford to.	6.25%	2
13	I don't need additional courses to meet graduation requirements.	28.13%	9
14	I need a break from my studies.	25.00%	8
15	The courses I need/want are not offered by WSU.	0.00%	0
16	I need to work during the summer.	31.25%	10
17	The condensed structure of summer sessions is too stressful for me.	0.00%	0
18	I cannot find adequate or affordable summer housing.	0.00%	0
19	I need to care for family members during the summer.	6.25%	2
21	I've had a negative experience with summer session classes in the past.	0.00%	0
20	Other- Please specify:	3.13%	1
	Total	100%	32

Q6\_20\_TEXT - Other- Please specify:

Other- Please specify: - Text

---

Graduating

**Q10 - Is there anything you would like us to know regarding WSUmmer that was not addressed in this survey?**

I would like to see more 300 and 400 classes offered online for my major.

---

Offer more online classes

---

I think that summer classes are a great way to get ahead in your classes or catch up and more students should take advantage of it.

---

Summer section is a good choice to graduate earlier, but for me, I prefer to take class face to face.

---

Please make it more affordable - maybe cut down the fees, especially if taking it online.

---

I wish more of my upper level classes were offered (400 level classes) within the HR management major.

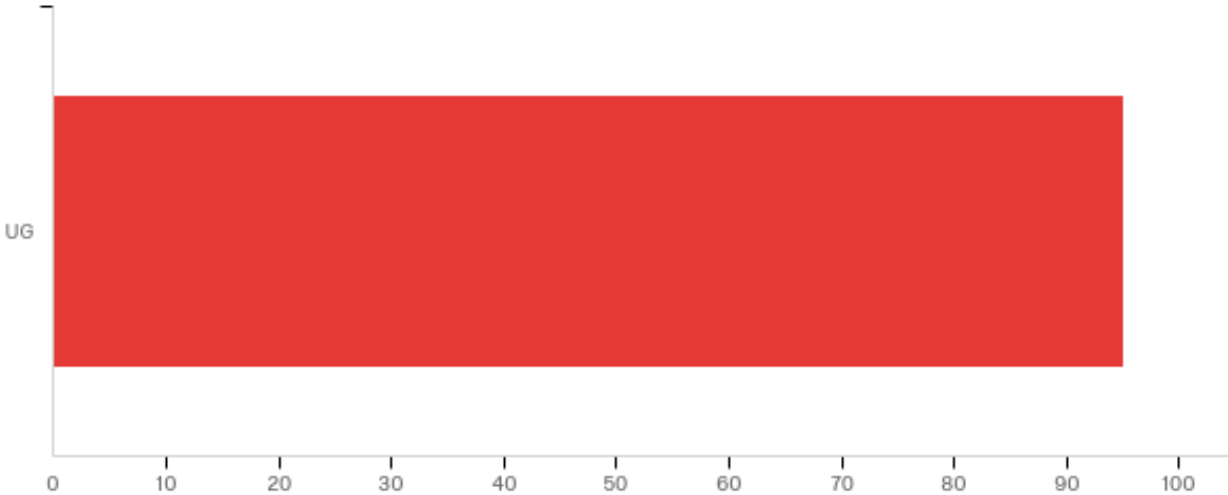
---

I'm still deciding on if I want to take a summer course or not. My only issue is that there isn't financial aid for summer classes for me because I do not receive the pell grant. This is a huge issue for me because in summer is when I try to make all my money for the school year, I can't spend it right back on schooling.

---

Need more options for summer classes, I have looked into the available courses and was unable to find the courses I had hoped to take throughout the summer.

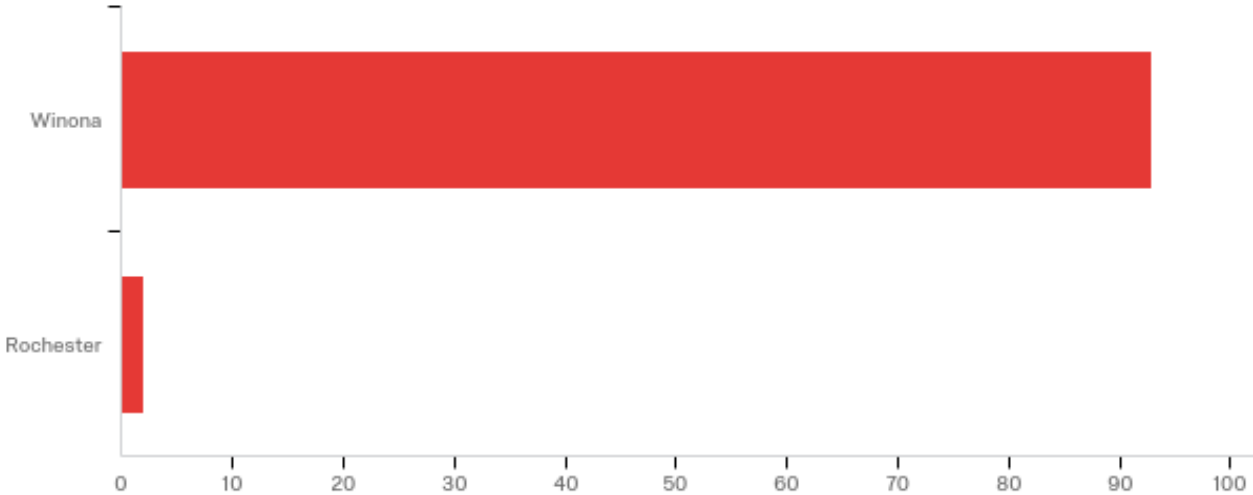
# UGLevel



Data source misconfigured for this visualization

#	Answer	%	Count
1	UG	100.00%	95
	Total	100%	95

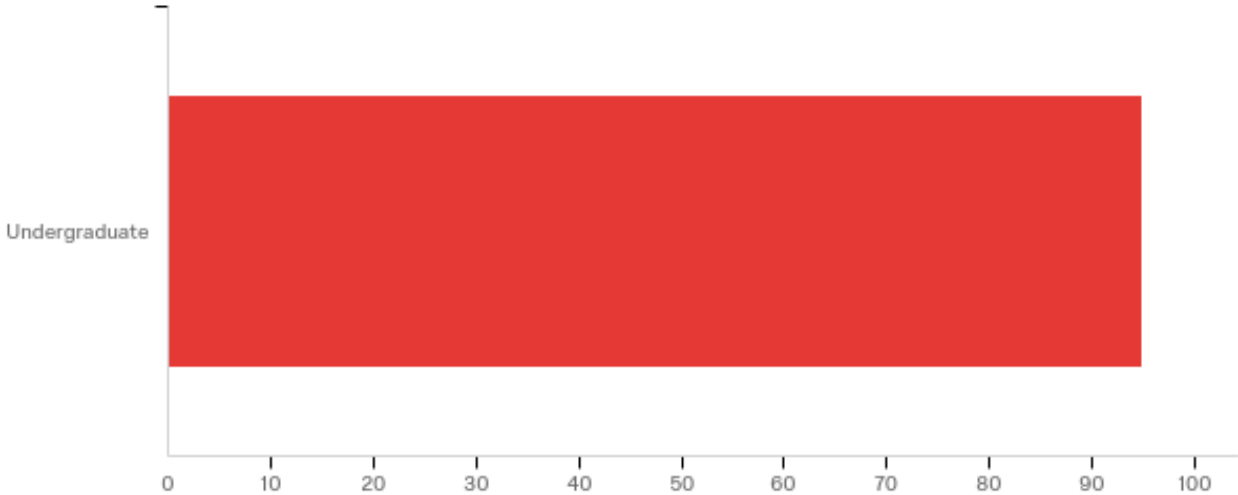
# Campus



Data source misconfigured for this visualization

#	Answer	%	Count
1	Winona	97.89%	93
2	Rochester	2.11%	2
	Total	100%	95

# UGLevelDescription

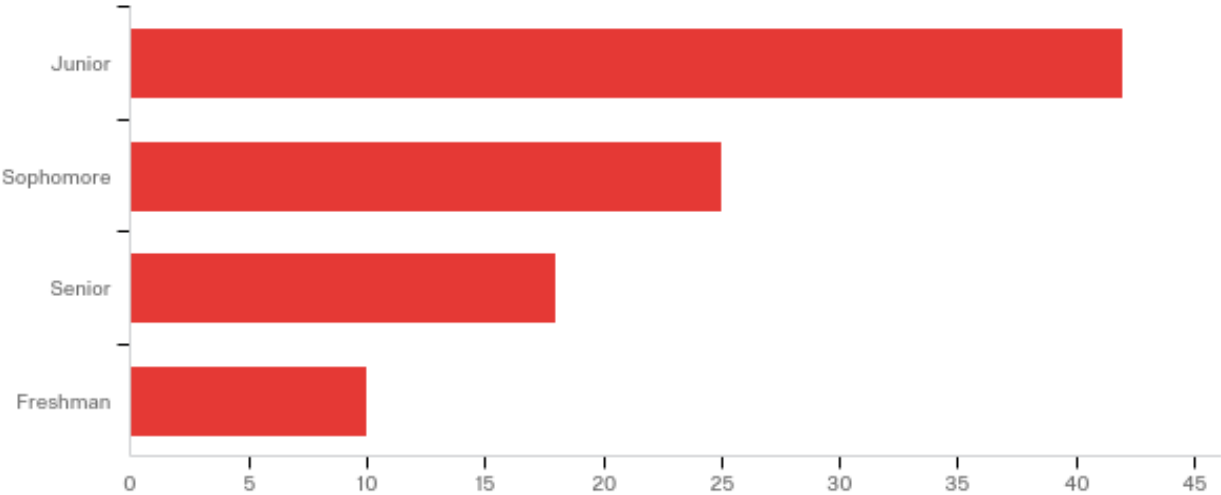


Data source misconfigured for this visualization

#	Answer	%	Count
1	Undergraduate	100.00%	95
	Total	100%	95



# ClassDescription



Data source misconfigured for this visualization

#	Answer	%	Count
1	Junior	44.21%	42
2	Sophomore	26.32%	25
3	Senior	18.95%	18
4	Freshman	10.53%	10
	Total	100%	95

