

# College of Science & Engineering

Summer Session Interest Survey - 2019 - Enriched

November 5th 2019, 8:24 am CST

**Q1 - What types of course would you prefer to take during the summer? You can also include course types that you have preferred to take during past summer terms. Choose all that apply.**

#	Answer	%	Count
1	Face-to-face course(s)	8.85%	46
13	Hybrid or blended course(s) (i.e., courses taught in both face-to-face and online methods)	7.12%	37
14	Predominantly online course(s) (i.e., courses that are predominantly taught online but require up to two face-to-face meetings)	7.69%	40
15	Completely online course(s)	15.38%	80
16	General elective courses	11.54%	60
17	Practicum and/or Internship	6.54%	34
18	Independent study	5.19%	27
19	Travel study	8.85%	46
20	Course(s) for my major	18.08%	94
21	Course(s) for my minor	7.69%	40
22	I prefer to not take courses during the summer	2.69%	14
2	Other (please specify)	0.38%	2
	Total	100%	520

Q1\_2\_TEXT - Other (please specify)

Other (please specify) - Text

---

never taking courses over the summer

---

face-to-face, if nearby (Rochester)

**Q2 - What motivates you now or has previously motivated you to take courses during the summer? Choose all that apply.**

#	Answer	%	Count
14	To catch up	11.83%	51
15	To keep up	13.23%	57
7	To get ahead	17.63%	76
13	To graduate when I plan	13.92%	60
16	To improve my grade in a course I've already taken	6.03%	26
17	To improve my overall or major GPA	9.98%	43
18	To earn general elective credits	9.28%	40
21	To save money	9.51%	41
19	To participate in a Travel Study opportunity	6.50%	28
24	I am not interested in taking summer courses	1.86%	8
8	Other - Please specify:	0.23%	1
	Total	100%	431

Q2\_8\_TEXT - Other - Please specify:

Other - Please specify: - Text

---

I like to focus on fewer classes, but over the entire year.

**Q4 - During which time frame(s) would you prefer summer courses meet? Choose all that apply.**

#	Answer	%	Count
1	Early-mid Morning (7:30 a.m. to 11 a.m.)	21.60%	46
2	Mid-day (11 a.m. to 2 p.m.)	24.41%	52
3	Mid-late Afternoon (2 p.m. to 4:30 p.m.)	10.33%	22
4	Evenings (after 4:30 p.m.)	7.04%	15
5	Weekends (Friday evening through Sunday afternoon)	5.63%	12
6	I prefer courses that are completely online	30.05%	64
7	Other- Please specify:	0.94%	2
	Total	100%	213

Q4\_7\_TEXT - Other- Please specify:

Other- Please specify: - Text

---

My preference for earlier times are predicated on the fact that I am not currently working.

---

I do not like summer classes!

**Q6 - What are your reasons for not taking summer courses? Choose all that apply.**

#	Answer	%	Count
1	I can't afford to.	7.41%	6
13	I don't need additional courses to meet graduation requirements.	18.52%	15
14	I need a break from my studies.	19.75%	16
15	The courses I need/want are not offered by WSU.	4.94%	4
16	I need to work during the summer.	30.86%	25
17	The condensed structure of summer sessions is too stressful for me.	6.17%	5
18	I cannot find adequate or affordable summer housing.	2.47%	2
19	I need to care for family members during the summer.	2.47%	2
21	I've had a negative experience with summer session classes in the past.	0.00%	0
20	Other- Please specify:	7.41%	6
	Total	100%	81

**Q6\_20\_TEXT - Other- Please specify:**

Other- Please specify: - Text

I will be completing a Reserch internship not required by my major but for graduate school.

I have a limited amount of months of my father GI bill that was passed down to me, and if I use them in the summer I will get less out of them.

Internship program

Internship

I will graduate in May

You can't student teach in the summer

## Q10 - Is there anything you would like us to know regarding WSUmmer that was not addressed in this survey?

It would be nice to have all online in the summer

---

Wanting to go home is a big part in my choosing not to take summer courses, for that reason online classes would be my first choice if needed /

---

Whether I take summer classes will be largely dependent on if I get into an internship or research program this summer. My schedule is still tentative.

---

If I were to take a course what is the average amount of money I need to spend? Is it hard to get books for summer courses?

---

What programs are there to make it more affordable?

---

Do summer courses range in price and can will financial aid apply to them?

---

As a commuting student, I would rather be at WSU for longer periods of time (e.g. longer class periods). If faced with the prospect of being in Winona for two hours or less, I would rather take the class online. / / Also, I would like to see more program specific classes offered. I have a plan for courses I need to take to finish my major and minors, but few of these courses are offered this summer. Alternatively, offering some of the courses required to progress in a major/minor during the summer may be a good idea. For example, I was considering switching my minor to biology, but the majority of biology classes need the same prerequisites (such as Basics of Life or Genetics). However, Basics of Life was not offered during the summer, and Genetics is only offered in Summer Session 1 when I am already taking a lab course that I anticipate will take much of my time and effort. As a consequence of this, I dismissed my plan to switch to a biology minor in order to finish on time.

---

I really like the completely online classes for the summer because I can't commute down to Winona over the summers

---

more higher level classes for majors would be helpful

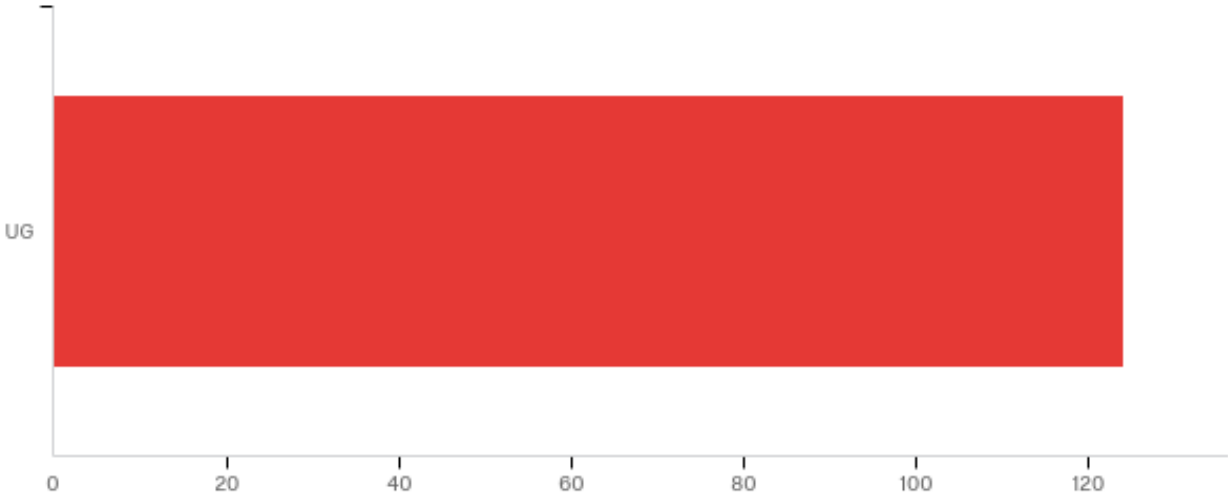
---

Question whether there should be more online courses available for biology majors

---

statistics majors don't have options to take high-level major courses during the summer so we can't catch up or get ahead.

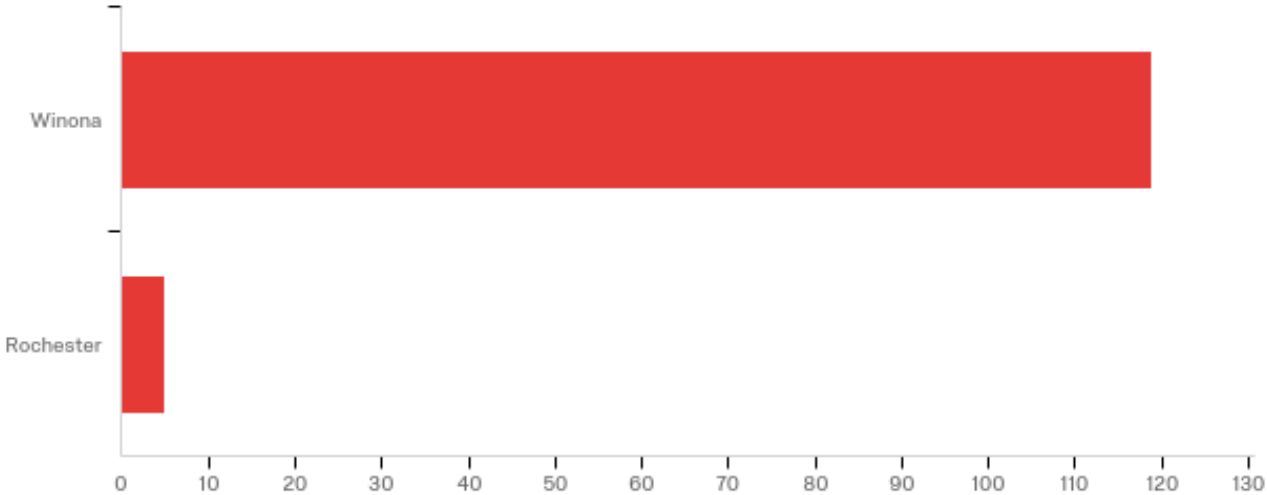
# UGLevel



Data source misconfigured for this visualization

#	Answer	%	Count
1	UG	100.00%	124
	Total	100%	124

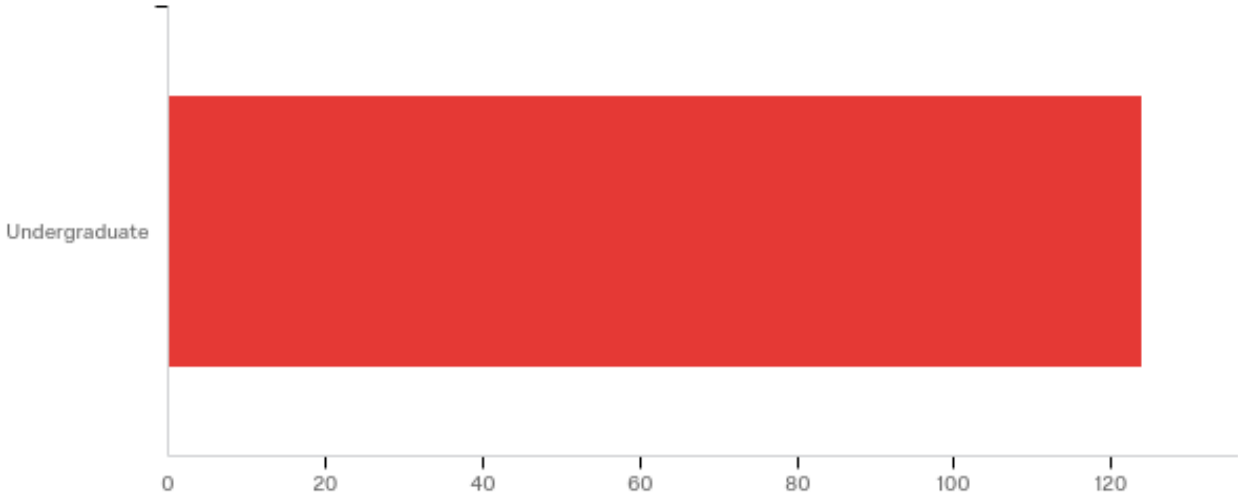
# Campus



Data source misconfigured for this visualization

#	Answer	%	Count
1	Winona	95.97%	119
2	Rochester	4.03%	5
	Total	100%	124

# UGLevelDescription

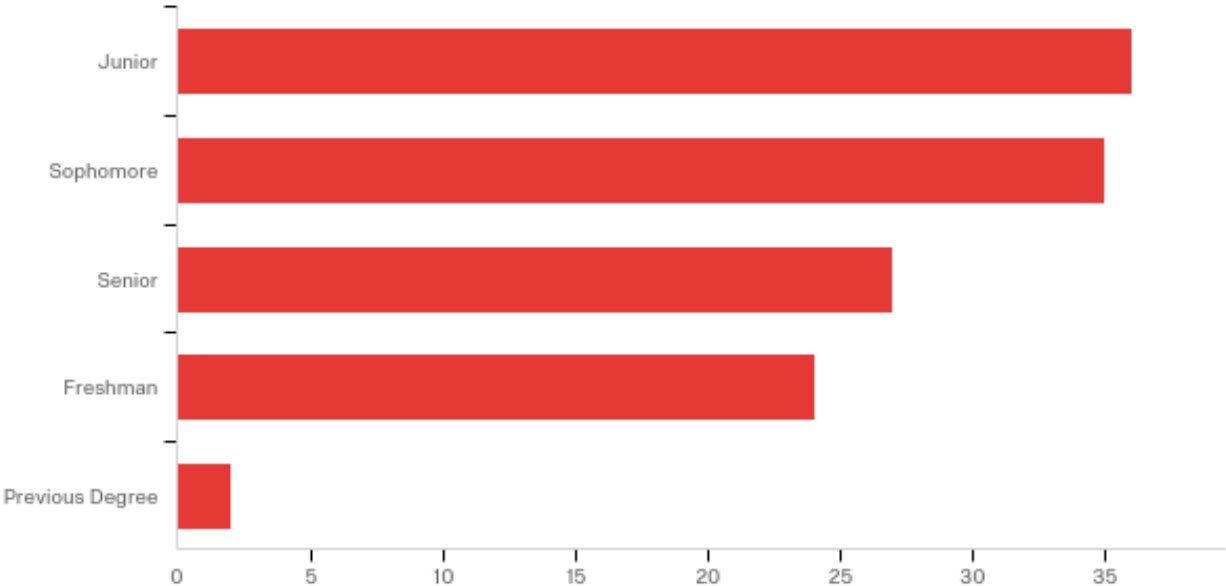


Data source misconfigured for this visualization

#	Answer	%	Count
1	Undergraduate	100.00%	124
	Total	100%	124



# ClassDescription



Data source misconfigured for this visualization

#	Answer	%	Count
1	Junior	29.03%	36
2	Sophomore	28.23%	35
3	Senior	21.77%	27
4	Freshman	19.35%	24
5	Previous Degree	1.61%	2
	Total	100%	124