

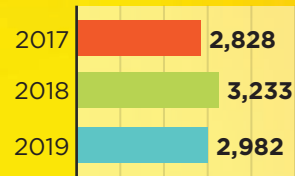


**YOUR
2019 DATA
SUMMARY**

**COURSE
COUNT 148**

119 FACE-TO-FACE
29 ONLINE
138 UG UPPER DIVISION
10 UG LOWER DIVISION

**CREDITS
ATTEMPTED**
3-Year Comparison



**FILL
STATISTICS**

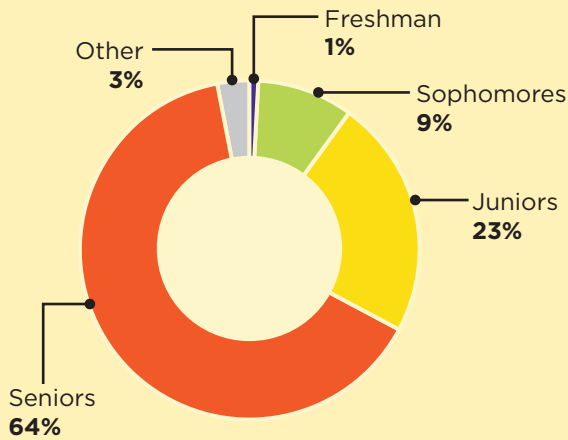
26 SECTIONS MORE THAN 80% FULL
3 SECTIONS LESS THAN 50% FULL

AVERAGE COMPLETION RATE 90%

ACCESS AND CUSTOMIZE YOUR OWN DATA DASHBOARDS AT WINONA.EDU/IPAR

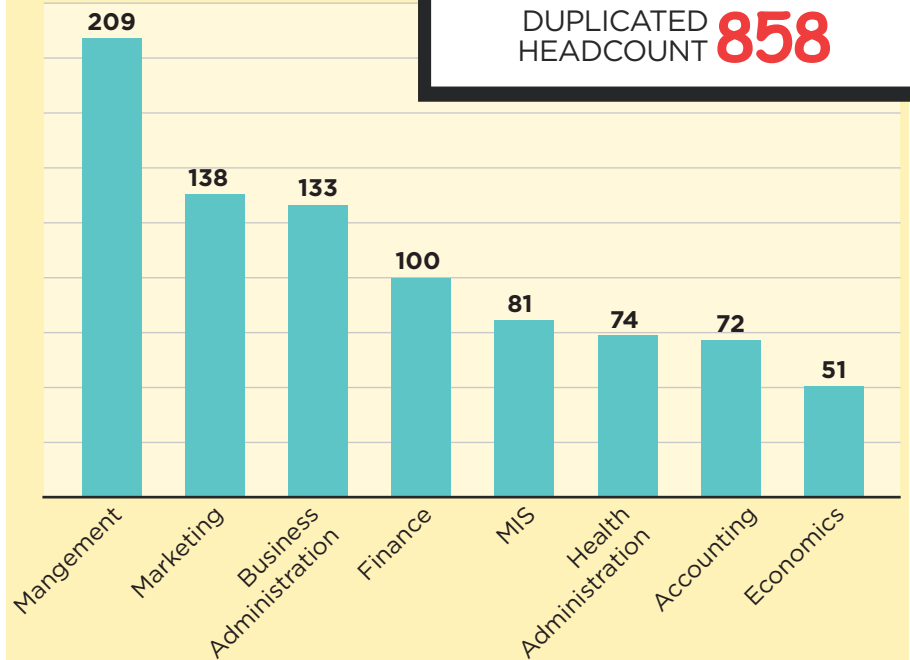
HEADCOUNT BREAKDOWN
by Student Class Status

UNDUPLICATED
HEADCOUNT **596**



HEADCOUNT BREAKDOWN
by Department

DUPLICATED
HEADCOUNT **858**



ASSESSMENT DAY FEEDBACK

95 COB survey participants

Of 288 RESPONSES

- 55 COB students indicated they prefer to take courses for their major during the summer
- 69 indicated they prefer summer courses be entirely online.

Top 5 COB STUDENT MOTIVES for taking summer classes:

1. To get ahead (51)
2. To graduate according to plan (50)
3. To keep up (30)
4. To catch up (29)
5. To improve overall GPA (23)

CREDITS TRANSFERRED
INTO COB FROM
SUMMER 2019 **344**

TRANSFER-IN DATA

HEADCOUNT **86**

**BREAKDOWN
OF CREDITS
TRANSFERRED IN
BY DEPARTMENT**

- Economics: 120 cr
- Accounting: 110 cr
- Marketing: 33 cr
- Management: 30 cr
- Finance: 27 cr
- Business Administration: 24 cr

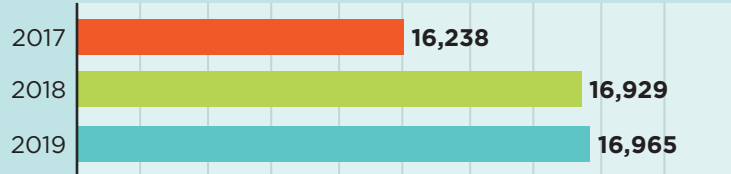


OVERALL WINONA STATE SUMMARY



CREDITS ATTEMPTED **16,965**
 UNDUPLICATED HEADCOUNT **3,041**
 AVERAGE COMPLETION RATE **86%**

WSU CREDITS ATTEMPTED
 3-Year Comparison



STUDENT CLASS HEADCOUNT BREAKDOWN	FRESHMEN	3%
	SOPHOMORES	13%
	JUNIORS	18%
	SENIORS	42%
	GRADUATE	13%
	SPECIAL	8%
	OTHER	3%

COLLEGE OF EDUCATION

CREDITS ATTEMPTED **3,412**
 UNDUPLICATED HEADCOUNT **851**
 COURSE COUNT **108**
 Face-to-Face **67**
 UG Upper Division **43**
 FILL STATISTICS
 Sections 80-100% Full **20**
 Sections Less than 50% Full **26**
 AVERAGE COMPLETION RATE **85%**

STUDENT CLASS HEADCOUNT BREAKDOWN	FRESHMEN	2%
	SOPHOMORES	10%
	JUNIORS	14%
	SENIORS	41%
	GRADUATE	28%
	OTHER	5%

COLLEGE OF LIBERAL ARTS

CREDITS ATTEMPTED **4,980**
 UNDUPLICATED HEADCOUNT **1,024**
 COURSE COUNT **173**
 Face-to-Face **119**
 UG Upper Division **93**
 FILL STATISTICS
 Sections 80-100% Full **23**
 Sections Less than 50% Full **24**
 AVERAGE COMPLETION RATE **83%**

STUDENT CLASS HEADCOUNT BREAKDOWN	FRESHMEN	4%
	SOPHOMORES	19%
	JUNIORS	27%
	SENIORS	43%
	OTHER	7%

COLLEGE OF NURSING & HEALTH SCIENCES

CREDITS ATTEMPTED **2,689**
 UNDUPLICATED HEADCOUNT **645**
 COURSE COUNT **64**
 Face-to-Face **37**
 UG Upper Division **43**
 FILL STATISTICS
 Sections 80-100% Full **11**
 Sections Less than 50% Full **3**
 AVERAGE COMPLETION RATE **87%**

STUDENT CLASS HEADCOUNT BREAKDOWN	FRESHMEN	1%
	SOPHOMORES	12%
	JUNIORS	10%
	SENIORS	46%
	GRADUATE	20%
	SPECIAL	8%
	OTHER	3%

COLLEGE OF SCIENCE & ENGINEERING

CREDITS ATTEMPTED **2,902**
 UNDUPLICATED HEADCOUNT **739**
 COURSE COUNT **64**
 Face-to-Face **35**
 UG Upper Division **30**
 FILL STATISTICS
 Sections 80-100% Full **22**
 Sections Less than 50% Full **7**
 AVERAGE COMPLETION RATE **86%**

STUDENT CLASS HEADCOUNT BREAKDOWN	FRESHMEN	4%
	SOPHOMORES	21%
	JUNIORS	21%
	SENIORS	30%
	GRADUATE	7%
	SPECIAL	13%
	OTHER	5%