



**YOUR  
2019 DATA  
SUMMARY**

**COURSE  
COUNT 173**

**119** FACE-TO-FACE  
**54** ONLINE  
**93** UG UPPER DIVISION  
**80** UG LOWER DIVISION

**CREDITS  
ATTEMPTED**  
3-Year Comparison



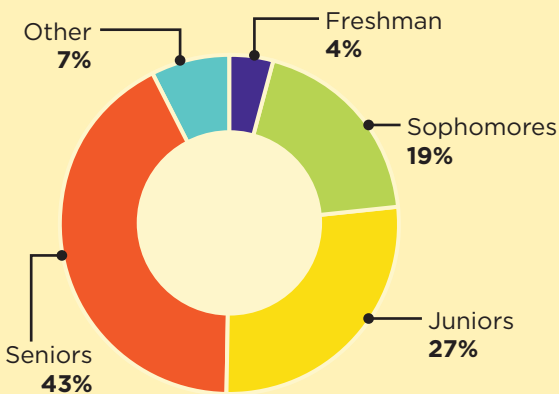
**FILL STATISTICS** | **23** SECTIONS MORE THAN 80% FULL  
**24** SECTIONS LESS THAN 50% FULL

**AVERAGE COMPLETION RATE 83%**

ACCESS AND CUSTOMIZE YOUR OWN DATA DASHBOARDS AT [WINONA.EDU/IPAR](http://WINONA.EDU/IPAR)

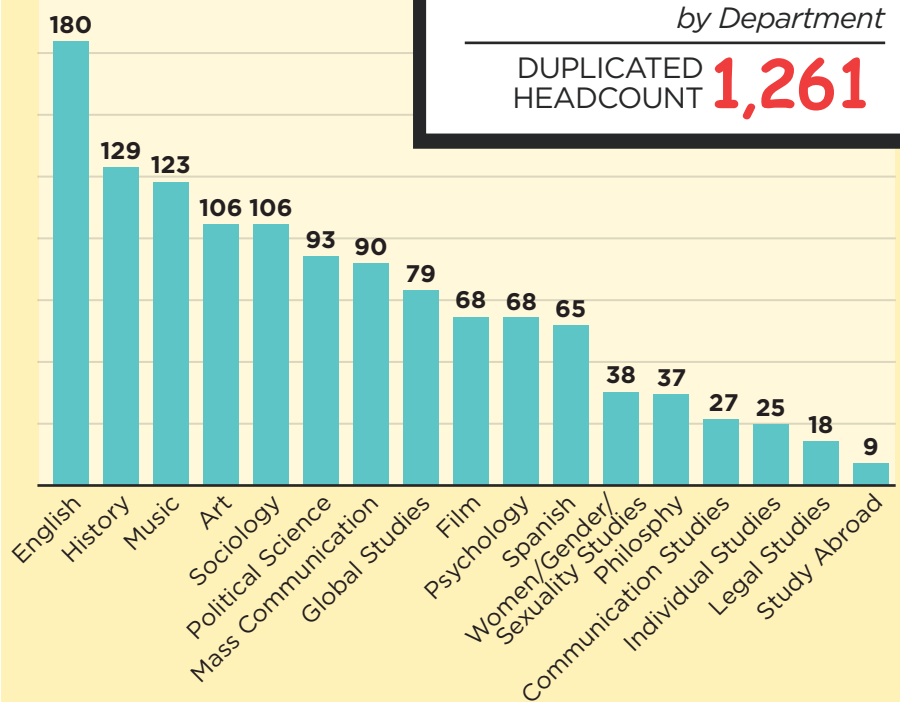
**HEADCOUNT BREAKDOWN**  
*by Student Class Status*

UNDUPLICATED  
HEADCOUNT **1,024**



**HEADCOUNT BREAKDOWN**  
*by Department*

DUPLICATED  
HEADCOUNT **1,261**



**ASSESSMENT DAY FEEDBACK**

198 COLA survey participants

**Of 789 RESPONSES**

- 132 COLA students indicated they prefer to take courses for their major during the summer
- 128 indicated they prefer summer courses be entirely online.
- **HALF OF COLA STUDENTS** who responded to an open-ended question regarding what they wanted us to know from them about Summer indicated they wish there were more courses offered, specifically more courses to fulfill major and minor requirements. (N=22)



CREDITS TRANSFERRED  
INTO COLA FROM  
SUMMER 2019 **667**

HEADCOUNT **175**

**TRANSFER-IN DATA**

**BREAKDOWN OF CREDITS TRANSFERRED IN BY DEPARTMENT**

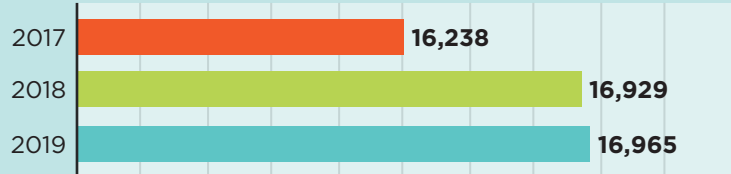
- Psychology: 155 cr
- Sociology: 111 cr
- English: 90 cr
- Communication Studies: 79 cr
- Global Studies/World Languages: 76 cr
- Art & Design: 54 cr
- Philosophy: 33 cr
- Geography: 27 cr
- Music: 18 cr
- Political Science: 12 cr
- History: 9 cr
- Theatre/Dance: 3 cr

# OVERALL WINONA STATE SUMMARY



CREDITS ATTEMPTED **16,965**  
 UNDUPLICATED HEADCOUNT **3,041**  
 AVERAGE COMPLETION RATE **86%**

**WSU CREDITS ATTEMPTED**  
 3-Year Comparison



<b>STUDENT CLASS HEADCOUNT BREAKDOWN</b>	FRESHMEN	3%
	SOPHOMORES	13%
	JUNIORS	18%
	SENIORS	42%
	GRADUATE	13%
	SPECIAL	8%
	OTHER	3%

## COLLEGE OF BUSINESS

CREDITS ATTEMPTED **2,982**  
 UNDUPLICATED HEADCOUNT **596**  
 COURSE COUNT **148**  
     *Face-to-Face* **119**  
     *UG Upper Division* **138**  
 FILL STATISTICS  
     *Sections 80-100% Full* **26**  
     *Sections Less than 50% Full* **3**  
 AVERAGE COMPLETION RATE **90%**

<b>STUDENT CLASS HEADCOUNT BREAKDOWN</b>	FRESHMEN	1%
	SOPHOMORES	9%
	JUNIORS	23%
	SENIORS	64%
	OTHER	3%

## COLLEGE OF EDUCATION

CREDITS ATTEMPTED **3,412**  
 UNDUPLICATED HEADCOUNT **851**  
 COURSE COUNT **108**  
     *Face-to-Face* **67**  
     *UG Upper Division* **43**  
 FILL STATISTICS  
     *Sections 80-100% Full* **20**  
     *Sections Less than 50% Full* **26**  
 AVERAGE COMPLETION RATE **85%**

<b>STUDENT CLASS HEADCOUNT BREAKDOWN</b>	FRESHMEN	2%
	SOPHOMORES	10%
	JUNIORS	14%
	SENIORS	41%
	GRADUATE	28%
	OTHER	5%

## COLLEGE OF NURSING & HEALTH SCIENCES

CREDITS ATTEMPTED **2,689**  
 UNDUPLICATED HEADCOUNT **645**  
 COURSE COUNT **64**  
     *Face-to-Face* **37**  
     *UG Upper Division* **43**  
 FILL STATISTICS  
     *Sections 80-100% Full* **11**  
     *Sections Less than 50% Full* **3**  
 AVERAGE COMPLETION RATE **87%**

<b>STUDENT CLASS HEADCOUNT BREAKDOWN</b>	FRESHMEN	1%
	SOPHOMORES	12%
	JUNIORS	10%
	SENIORS	46%
	GRADUATE	20%
	SPECIAL	8%
	OTHER	3%

## COLLEGE OF SCIENCE & ENGINEERING

CREDITS ATTEMPTED **2,902**  
 UNDUPLICATED HEADCOUNT **739**  
 COURSE COUNT **64**  
     *Face-to-Face* **35**  
     *UG Upper Division* **30**  
 FILL STATISTICS  
     *Sections 80-100% Full* **22**  
     *Sections Less than 50% Full* **7**  
 AVERAGE COMPLETION RATE **86%**

<b>STUDENT CLASS HEADCOUNT BREAKDOWN</b>	FRESHMEN	4%
	SOPHOMORES	21%
	JUNIORS	21%
	SENIORS	30%
	GRADUATE	7%
	SPECIAL	13%
	OTHER	5%