

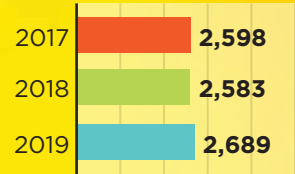


**YOUR
2019 DATA
SUMMARY**

**COURSE
COUNT 64**

- 37 FACE-TO-FACE
- 27 ONLINE
- 43 UG UPPER DIVISION
- 21 UG LOWER DIVISION

**CREDITS
ATTEMPTED**
3-Year Comparison



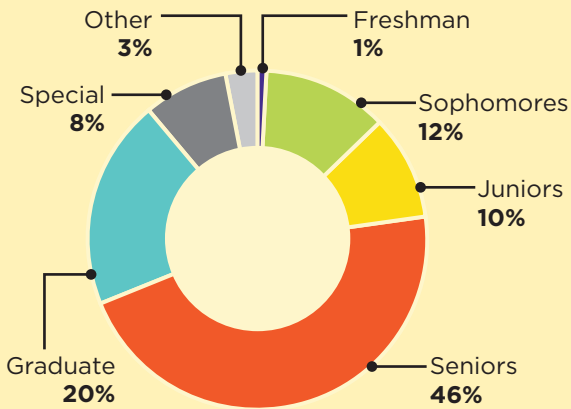
FILL STATISTICS | 11 SECTIONS MORE THAN 80% FULL
3 SECTIONS LESS THAN 50% FULL

AVERAGE COMPLETION RATE 87%

ACCESS AND CUSTOMIZE YOUR OWN DATA DASHBOARDS AT WINONA.EDU/IPAR

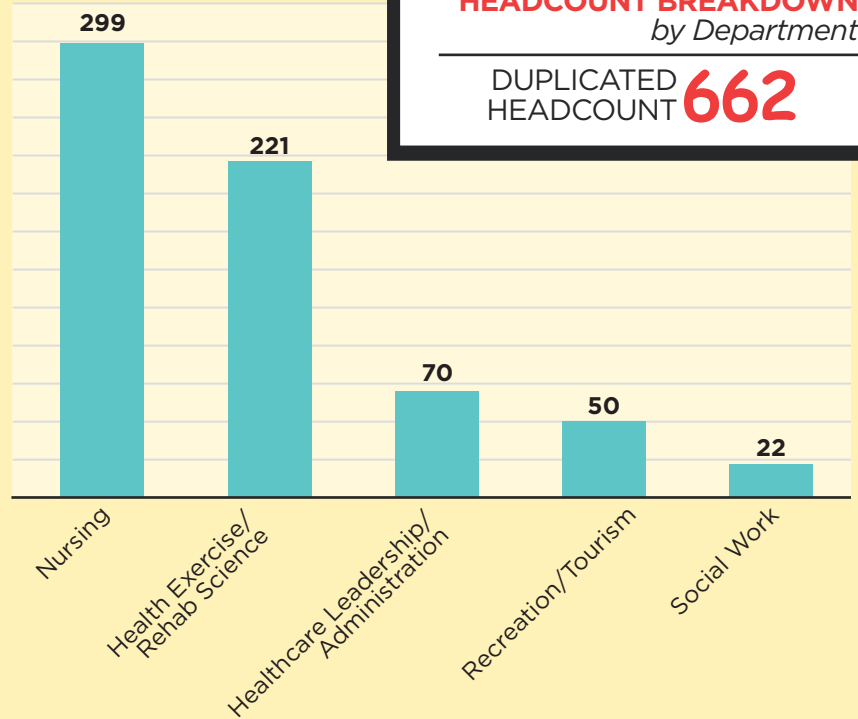
HEADCOUNT BREAKDOWN
by Student Class Status

UNDUPLICATED
HEADCOUNT **645**



HEADCOUNT BREAKDOWN
by Department

DUPLICATED
HEADCOUNT **662**



ASSESSMENT DAY FEEDBACK

241 CONHS survey participants

Of 944 RESPONSES

- 147 CONHS students indicated they prefer to take courses for their major during the summer
- 183 indicated they prefer summer courses be entirely online.

IN RESPONSE to an open-ended question asking what else students wanted to share

- 11 of 20 CONHS students indicated they wish to see more summer courses offered
- Some course needs called out: graduate nursing (2), online psychology (2), upper division Spanish (2), social work major, microbiology, online HERS options

CREDITS TRANSFERRED INTO CONHS FROM SUMMER 2019 **73**

HEADCOUNT **23**

TRANSFER-IN DATA

BREAKDOWN OF CREDITS TRANSFERRED IN BY DEPARTMENT

- Health, Exercise & Rehabilitative Sciences: 63 cr
- Nursing: 3 cr
- Social Work: 7 cr

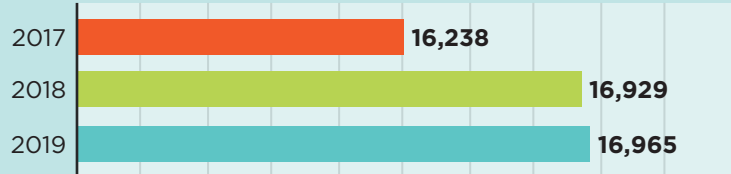


OVERALL WINONA STATE SUMMARY



CREDITS ATTEMPTED **16,965**
 UNDUPLICATED HEADCOUNT **3,041**
 AVERAGE COMPLETION RATE **86%**

WSU CREDITS ATTEMPTED
 3-Year Comparison



STUDENT CLASS HEADCOUNT BREAKDOWN	FRESHMEN	3%
	SOPHOMORES	13%
	JUNIORS	18%
	SENIORS	42%
	GRADUATE	13%
	SPECIAL	8%
	OTHER	3%

COLLEGE OF BUSINESS

CREDITS ATTEMPTED **2,982**
 UNDUPLICATED HEADCOUNT **596**
 COURSE COUNT **148**
Face-to-Face **119**
UG Upper Division **138**
 FILL STATISTICS
Sections 80-100% Full **26**
Sections Less than 50% Full **3**
 AVERAGE COMPLETION RATE **90%**

STUDENT CLASS HEADCOUNT BREAKDOWN	FRESHMEN	1%
	SOPHOMORES	9%
	JUNIORS	23%
	SENIORS	64%
	OTHER	3%

COLLEGE OF EDUCATION

CREDITS ATTEMPTED **3,412**
 UNDUPLICATED HEADCOUNT **851**
 COURSE COUNT **108**
Face-to-Face **67**
UG Upper Division **43**
 FILL STATISTICS
Sections 80-100% Full **20**
Sections Less than 50% Full **26**
 AVERAGE COMPLETION RATE **85%**

STUDENT CLASS HEADCOUNT BREAKDOWN	FRESHMEN	2%
	SOPHOMORES	10%
	JUNIORS	14%
	SENIORS	41%
	GRADUATE	28%
	OTHER	5%

COLLEGE OF LIBERAL ARTS

CREDITS ATTEMPTED **4,980**
 UNDUPLICATED HEADCOUNT **1,024**
 COURSE COUNT **173**
Face-to-Face **119**
UG Upper Division **93**
 FILL STATISTICS
Sections 80-100% Full **23**
Sections Less than 50% Full **24**
 AVERAGE COMPLETION RATE **83%**

STUDENT CLASS HEADCOUNT BREAKDOWN	FRESHMEN	4%
	SOPHOMORES	19%
	JUNIORS	27%
	SENIORS	43%
	OTHER	7%

COLLEGE OF SCIENCE & ENGINEERING

CREDITS ATTEMPTED **2,902**
 UNDUPLICATED HEADCOUNT **739**
 COURSE COUNT **64**
Face-to-Face **35**
UG Upper Division **30**
 FILL STATISTICS
Sections 80-100% Full **22**
Sections Less than 50% Full **7**
 AVERAGE COMPLETION RATE **86%**

STUDENT CLASS HEADCOUNT BREAKDOWN	FRESHMEN	4%
	SOPHOMORES	21%
	JUNIORS	21%
	SENIORS	30%
	GRADUATE	7%
	SPECIAL	13%
OTHER	5%	