

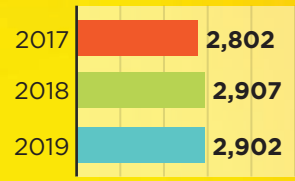


**YOUR
2019 DATA
SUMMARY**

**COURSE
COUNT 64**

35 FACE-TO-FACE
29 ONLINE
34 UG UPPER DIVISION
30 UG LOWER DIVISION

**CREDITS
ATTEMPTED**
3-Year Comparison



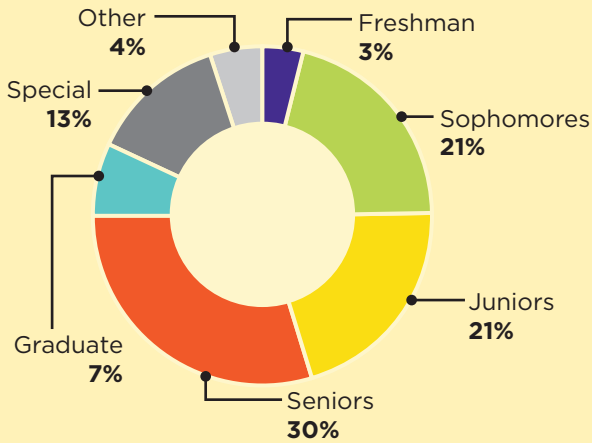
FILL STATISTICS | **22** SECTIONS MORE THAN 80% FULL
7 SECTIONS LESS THAN 50% FULL

AVERAGE COMPLETION RATE 86%

ACCESS AND CUSTOMIZE YOUR OWN DATA DASHBOARDS AT WINONA.EDU/IPAR

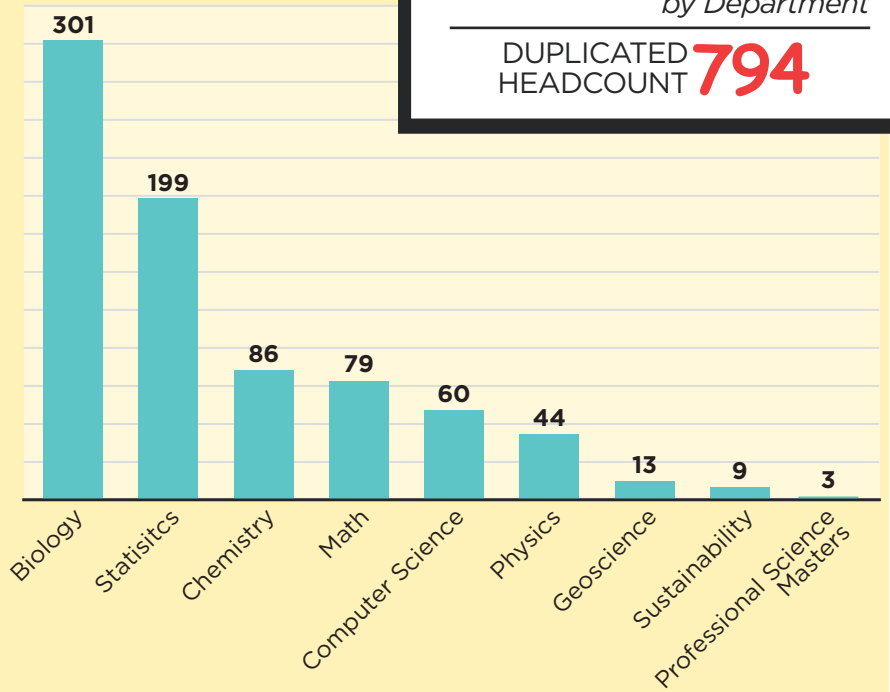
HEADCOUNT BREAKDOWN
by Student Class Status

UNDUPLICATED
HEADCOUNT **739**



HEADCOUNT BREAKDOWN
by Department

DUPLICATED
HEADCOUNT **794**



ASSESSMENT DAY FEEDBACK

124 COLA survey participants

Of 520 RESPONSES

- 94 COSE students indicated they prefer to take courses for their major during the summer
- 80 indicated they prefer summer courses be entirely online.

IN RESPONSE to an open-ended question asking what else students wanted to share

- 5 of 11 COSE students indicated a need for more online course options
- 3 students indicated concern or confusion regarding the cost of summer classes



CREDITS TRANSFERRED
INTO COSE FROM
SUMMER 2019 **752**

HEADCOUNT **192**

TRANSFER-IN DATA

**BREAKDOWN OF CREDITS
TRANSFERRED IN BY DEPARTMENT**

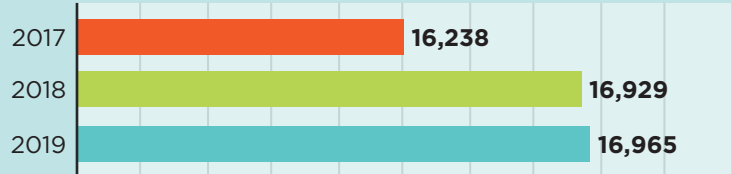
- Biology: 405 cr
- Mathematics: 127 cr
- Statistics: 80 cr
- Chemistry: 62 cr
- Physics: 32 cr
- Geoscience: 28 cr
- Computer Science: 12 cr
- Composite Materials Engineering: 6 cr

OVERALL WINONA STATE SUMMARY



CREDITS ATTEMPTED **16,965**
 UNDUPLICATED HEADCOUNT **3,041**
 AVERAGE COMPLETION RATE **86%**

WSU CREDITS ATTEMPTED
 3-Year Comparison



STUDENT CLASS HEADCOUNT BREAKDOWN	FRESHMEN	3%
	SOPHOMORES	13%
	JUNIORS	18%
	SENIORS	42%
	GRADUATE	13%
	SPECIAL	8%
	OTHER	3%

COLLEGE OF BUSINESS

CREDITS ATTEMPTED **2,982**
 UNDUPLICATED HEADCOUNT **596**
 COURSE COUNT **148**
 Face-to-Face **119**
 UG Upper Division **138**
 FILL STATISTICS
 Sections 80-100% Full **26**
 Sections Less than 50% Full **3**
 AVERAGE COMPLETION RATE **90%**

STUDENT CLASS HEADCOUNT BREAKDOWN	FRESHMEN	1%
	SOPHOMORES	9%
	JUNIORS	23%
	SENIORS	64%
	OTHER	3%

COLLEGE OF EDUCATION

CREDITS ATTEMPTED **3,412**
 UNDUPLICATED HEADCOUNT **851**
 COURSE COUNT **108**
 Face-to-Face **67**
 UG Upper Division **43**
 FILL STATISTICS
 Sections 80-100% Full **20**
 Sections Less than 50% Full **26**
 AVERAGE COMPLETION RATE **85%**

STUDENT CLASS HEADCOUNT BREAKDOWN	FRESHMEN	2%
	SOPHOMORES	10%
	JUNIORS	14%
	SENIORS	41%
	GRADUATE	28%
	OTHER	5%

COLLEGE OF LIBERAL ARTS

CREDITS ATTEMPTED **4,980**
 UNDUPLICATED HEADCOUNT **1,024**
 COURSE COUNT **173**
 Face-to-Face **119**
 UG Upper Division **93**
 FILL STATISTICS
 Sections 80-100% Full **23**
 Sections Less than 50% Full **24**
 AVERAGE COMPLETION RATE **83%**

STUDENT CLASS HEADCOUNT BREAKDOWN	FRESHMEN	4%
	SOPHOMORES	19%
	JUNIORS	27%
	SENIORS	43%
	OTHER	7%

COLLEGE OF NURSING & HEALTH SCIENCES

CREDITS ATTEMPTED **2,689**
 UNDUPLICATED HEADCOUNT **645**
 COURSE COUNT **64**
 Face-to-Face **37**
 UG Upper Division **43**
 FILL STATISTICS
 Sections 80-100% Full **11**
 Sections Less than 50% Full **3**
 AVERAGE COMPLETION RATE **87%**

STUDENT CLASS HEADCOUNT BREAKDOWN	FRESHMEN	1%
	SOPHOMORES	12%
	JUNIORS	10%
	SENIORS	46%
	GRADUATE	20%
	SPECIAL	8%
	OTHER	3%